





Martin and Gertrude
Walder Education Pavilion of Torah Umesorah *
 ATT Frankel Teachers' Center
Calendar of Events

8150 McCormick Blvd., 2nd Floor
 Skokie IL 60076
 Ph: 847-674-0800
 F: 847-674-1188
 Email:
teacherscenter@waldereducation.org

April 2010 Nisan-Iyar

Sun 10:00-2:00	Mon 10:00-4:00	Tues 10:00-4:00	Wed 7:00-9:00 PM	Thu 10:00-4:00	Fri closed	Shabbos closed
Let us know what SUMMER technology classes and educational workshops you would like to see offered at the Pavilion!				1  CLOSED FOR פסח	2  Candle lighting 6:58 PM	3 Shabbos Chol Hamoad
4  CLOSED FOR פסח	5  CLOSED FOR פסח	6  CLOSED FOR פסח	7 CLOSED	8 CLOSED	9  Candle lighting 7:06 PM	10 Shemini
11  Yom Hashoah CLOSED	12 CLOSED Staff In-service	13 CLOSED Staff In-service	14 1 st day Rosh Chodesh Iyar CLOSED Staff In-service	15 2 nd day Rosh Chodesh Iyar CLOSED Staff In-service	16  Candle lighting 7:14 PM	17 Tazria-Metzora
18  Yom Hazikaron	19  Yom Ha'atzmaut	20 Men Only 7-10 PM EVERY Tuesday Evening Serving Delicious Homemade Chulent	Call to register for the May Intermediate Smartboard Classes.		23  Candle lighting 7:21 PM	24 Achare Mos- Kedashim
Check out our fabulous Lag B'Omer & Shavuos Curricula Preschool, Elementary, Middle, and High School! Projects * Bulletin Boards Big Books * Posters * Take 'Ems and so much more!		27 Men Only 7-10 PM EVERY Tuesday Evening Serving Delicious Homemade Chulent	Supervised children's activities in the Brown Children's Center are back for children 2 ^{1/2} years and up. (No diapers, please.) This service is for teachers using the Walder Education Pavilion's facilities on Mondays, Tuesdays, & Thursdays between 1-3:30 PM. Space is limited. Please call to reserve in advance.			

Quick Tip!

Here are ideas to help you guide your class in commemoration of Yom Hazikaron, which falls out this year on April 18th. Compile a list of names of fallen Israeli soldiers, one fallen soldier per student. Assign a name for each student.

- Each student will say Tehillim for an aliyah for the neshama of his/her assigned soldier.
- Each student will learn Mishnayos for an aliyah for the neshama of his/her assigned soldier.
- (For a younger class) Each student will receive and decorate a paper doll (see attached) with a soldier's name on it. Glue the paper dolls onto a poster board/oak tag . Display the poster board/oak tag on a classroom wall. Every time the student does a mitzvah, he/she will be given a star/sticker to put on his/her paper doll. All the mitzvos performed that day will be for an aliyah for the neshama of their assigned soldiers.

CHECK OUT OUR BLOG AT <http://waldereducationpavilion.blogspot.com>

To become part of our mailing list and to receive all our calendars and announcements, please call: 847-674-0800.

* A beneficiary of the Foundation for Learning and Development